




EAGLE OPOLY



Judy Laughman
Madam State President



Bulletin Editor

Tammy Hadden

1812 Livingston St

Bethlehem, Pa 18017

Tammyhadden@yahoo.com

610-442-8737

On June 12 I was proud to become your new state president, it is such a great Joy and Honor. Getting ready seemed to go by so fast I cannot believe it. I am asking each state officer to send a recipe each month.

July	Pat Rodriguez
August.....	Betty Lou
September.....	Tammy Fisher
October.....	Patty Malone
November.....	Jen Faser
December.....	Angel Baysinger
January.....	Tonya Baumbaugh
February.....	Charisse Clark
March.....	Tammy Hadden

Judy



My Recipe is: Punch

16 oz Pineapple Juice

16 oz Orange Juice

2 packages Strawberry Kool Aide

1(16oz) Ginger Ale

$\frac{1}{2}$ to 1 cup lemon juice

3 cups sugar

2 quarts water

Mix in large Punch Bowl

Makes 24 servings

Hello Dear Sisters,

I want to start by thanking our Madame State President, Judy Laughman, for giving me the great honor of being this year's membership director. I'm beyond excited and ready to rock this year!

As most of you know, we had our state convention at the beginning of June and it was so nice to be able to see so many smiling faces! Some of those beautiful faces included our Grand Madame President Brenda Garrioch, Eastern Regional President Kathy Kovacs, Past Grand President Penny Skinner, and our very own Elaine Regi, Grand Madame Vice President.

It's been too long and I'm sure I'm not the only one that has been a little stir crazy not being able to go anywhere. It was wonderful to see so many of our sisters and enjoy the weekend.

As our state starts opening up and things start to get back to normal we need to embrace whatever changes that the new "normal" may include. Our auxiliaries can thrive if we open our doors and come up with some fun ideas to bring the ladies in. I'm confident this year is going to be amazing and if we all work together we will be successful in pulling in the new members!

Please make note of my change of address:

1604 W. Crawford Ave

Connellsville Pa 15425

Phone number:

724-620-8338

Email:

b.miner.laura@gmail.com

I Hope to see you all soon! Feel free to give me a call or shoot me an email.

Respectfully,

Laura Baysinger-Miner

PA State Membership Director

Jeannie Tressler, State Secretary
119 Buckeye Rd, Mount Pleasant, Pa. 15666
Phone 724-547-6119 - Email Jeannietress@yahoo.com

Hi Everyone,

We it's the end of another year. Hi hope everyone that attended the Convention had an enjoyable time and learned a few things to take back to your Auxiliary.

Our State Mother for the new year is Sue Voight. Her address is 282 Fonner Run Rd, Prosperity Pa 15329.

The Fall Conference will be on September 17th & 18th, 2021. It will be in Clarion at the Motel 6. Room rates will be \$45.00 per night plus tax. I will have more information in the next bulletin.

The per capita statements are now available in the MMS system for the Grand Aerie and for the State Auxiliary.

As soon as your Officers for the year 2021/2022 have been installed please enter them into the MMS system so the Grand Aerie and I will have a up to date list. If you do not have all of your Officers and the Auditor entered into the MMS system you will not be in compliance. Also, Secretaries, please enter your email address if you have one.

I am asking again that all Secretaries, State Officers and Past State President please let me or our bulletin editor, Tammy Hadden know if you would like to receive the monthly bulletin on line. Tammy can send out a mass email and you would get the bulletin quicker. If anyone would like to get the bulletin please contact me. I will need your address to give to the bulletin editor or you can give me your email address and she will email it to you. The cost is \$10.00 per year.

Please contact me if your Auxiliary needs help with anything or if you have questions. If I don't know the answer I will find it for you.

BIRTHDAYS:

JULY

Pat Rodriguez - 6
Becky Delio - 7
Peg Bowers - 14
Karen Bush - 27

AUGUST

Jeannie Tressler - 9
Jan Shirey - 14
Beth Howell - 18

Hello my sisters,

Hope you all are fine. Wow! I can't believe it's been already and that I am done being membership director. It was really great to see everybody at the convention. I really wish Pat and I would have been able to travel more and visit other auxiliaries and districts but it just wasn't safe to do.

I would like to start off by saying congratulations to the new State President Judy Laughman, and to the new State Officers and Membership Director and her membership team. Hope you have a great year. I would also like to say Congratulations to our Grand Vice President Elect Elaine Regi.

I would also like to say thank you to my membership team and a big huge thank you to Past State President Pat Rodriguez for asking me to be her Membership Director for the her year, it was such an honor for me I will cherish it forever. I also have great memories of our trip to Omaha, the lunches, fall conference, and the convention, & also the sadness through the year but I will cherish this year forever.

I would also like to say thank you to our mother of the year Mary Ann Ferrero, my section captains Kristy, Laura, Wendy, & Jessie for their help throughout the year. Also I would like to thank Ruth Jordan, Genie Lutseo, Jeannie Tressler for all their help, advise and support through the year, I don't think I could have done it without you. To all the friends I've made and all the people that have helped & supported me throughout the year. Thank you to anyone I may have forgotten.

And as I finish my year I would like to leave you with this thought to think about. Why was the Eagles started? What was the name of the Eagles before it was the Fraternal Order of Eagles? It was called "The Order of Good Deeds". I really think the Eagles as a whole needs to go back to the basics and be people helping people and not worry so much about money and notoriety the Eagles is a good organization but in my opinion it is just getting too big and too commercialized. Get back to People helping People. This is just the opinion of myself but really just take a step back and think about. (Sorry if I offended anyone with my opinion).

Thanks again for a great year. And reading my newsletter articles. And always remember we survived the Pandemic of 2020.

Forever grateful and respectfully submitted,

Valerie Fiechuk (aka FLO)

Past State Membership Director 2020-2021

Hello My Brother and Sister Eagles,

I would like to sincerely thank everyone for buying or selling the Eagle Quilt tickets that were being sold for the Eastern Regional Memorial Foundation Charity. I would also like to thank Kathy Kovac for the honor of serving as her Charity Chairperson for this past year.

The winning ticket for the Eagle Quilt:

Diane Stiffy

Oxford

Auxiliary #659

Congratulations

We raised a total of \$2000.00 for the Memorial Foundation

Thank you again and God bless you all,

Ruth Jordan



Hello Sisters,

I would like to thank our Eastern Regional President, Debra Bailey for appointing me as Eastern Regional Charity Chairman of the F.O.E. Charity Foundation Children's Fund.

I am honored to have this appointment!

If you are planning on any fundraisers or donating to this wonderful charity please email me at baysinger71@yahoo.com.

Each year, the F.O.E. provides several hundred thousand dollars in grants to children's hospitals, child abuse prevention organizations, special needs groups, and more. This helps impact lives through groundbreaking medical research and patient care operations.

Stay healthy and hope to see everyone soon,

Angel Baysinger

baysinger71@yahoo.com

724-570-8185

PASS GO AND COLLECT FOR THE FOE





Judy Laughman-President

Birthday: March 14th

Color: Red and Blue

Flower: Yellow Rose

Collect: Eagles and Foxes



Membership Director


Laura Baysinger Miner

Birthday: August 30th

Color: Purple

Flower: Lily

Collect: Flower Garden Item



SECTION 4


Rita Zimmerman

Birthday: June 21st

Color: Pink

Flower: White Rose

Collect: Quilting



SECTION 1


Bonnie Black

Birthday: June 10

Color: Lavender

Flower: Yellow Rose

Collect: Teddy Bears




SECTION 2

Keri Steele

Birthday: November 7th

Color: Yellow Rose

Collect: Vases



SECTION 3

Wendy Lewis

Birthday: August 28th

Color: Purple or Lime Green

Collects: White Tigers or Elvis

Membership Report by Club

May 31, 2021

06/01/2021 5:24 am

	PENNSYLVANIA	No. of Aerie/Aux	5/31/2020 Count	5/31/2021				6/1/2021			
				Count	Net Gain	% Gain	Re- Enroll	Count	Net Gain	% Gain	Re- Applicants
74	WILMINGTON		101	107	6	5.9	0	107	6	5.9	0
76	PITTSBURGH		142	142	0	0.0	0	142	0	0.0	0
84	LANCASTER		129	85	-44	-34.1	0	85	-44	-34.1	0
110	ALLENTOWN		82	82	0	0.0	5	82	0	0.0	0
284	BETHLEHEM		140	123	-17	-12.1	0	123	-17	-12.1	0
307	KANE		190	132	-58	-30.5	0	132	-58	-30.5	0
313	WARREN (CONEWANGO)		377	367	-10	-2.7	0	367	-10	-2.7	0
314	SCRANTON		18	18	0	0.0	0	18	0	0.0	0
429	MEADVILLE		49	41	-8	-16.3	0	41	-8	-16.3	0
455	NEW CASTLE		87	85	-2	-2.3	0	85	-2	-2.3	0
464	MT. CARMEL		56	47	-9	-16.1	0	47	-9	-16.1	0
493	CONNELLSVILLE		173	192	19	11.0	6	192	19	11.0	7
533	NEW KENSINGTON		218	207	-11	-5.0	1	207	-11	-5.0	3
540	REYNOLDSVILLE		186	192	6	3.2	1	192	6	3.2	0
606	FORD CITY		165	182	17	10.3	4	182	17	10.3	6
699	TARENTUM		196	192	-4	-2.0	1	192	-4	-2.0	5
805	GREENVILLE (SHENANGO)		78	80	2	2.6	5	80	2	2.6	0
812	CLEARFIELD		289	285	-4	-1.4	1	285	-4	-1.4	1
839	KUTZTOWN		199	195	-4	-2.0	2	195	-4	-2.0	1
896	KITTANNING		266	295	29	10.9	7	295	29	10.9	19
965	FALLS CREEK		472	463	-9	-1.9	9	463	-9	-1.9	12
970	WILLIAMSPORT		73	79	6	8.2	0	79	6	8.2	0
983	BROOKVILLE		312	302	-10	-3.2	2	302	-10	-3.2	11
1106	STROUDSBURG		135	109	-26	-19.3	1	109	-26	-19.3	0
1188	LATROBE (TONY ANGELO)		296	309	13	4.4	5	309	13	4.4	4
1231	PUNXSUTAWNEY		400	371	-29	-7.3	3	371	-29	-7.3	2
1299	CARLISLE		835	846	11	1.3	7	846	11	1.3	6
1356	BROWNSVILLE		133	122	-11	-8.3	15	122	-11	-8.3	0

Membership Report by Club

May 31, 2021

06/01/2021 5:24 am

PENNSYLVANIA		5/31/2021						6/1/2021					
	No. of Aerie/Aux	5/31/2020 Count	5/31/2021			Re-Enroll		6/1/2021			Re-Applicants		
			Count	Net Gain	% Gain			Count	Net Gain	% Gain		Applicants	
1365	AMBRIDGE	77	68	-9	-11.7	0	0	68	-9	-11.7	0	0	0
1406	HANOVER	782	739	-43	-5.5	3	6	739	-43	-5.5	4	0	0
1429	FREEDOM	46	46	0	0.0	0	0	46	0	0.0	0	0	0
1468	INDIANA	499	492	-7	-1.4	2	1	492	-7	-1.4	1	0	0
1488	BLAIRSVILLE	234	227	-7	-3.0	2	1	227	-7	-3.0	8	0	0
1562	GETTYSBURG	796	745	-51	-6.4	6	0	745	-51	-6.4	10	0	0
1634	VERONA	255	237	-18	-7.1	4	0	237	-18	-7.1	0	4	0
1758	WAYNESBORO	171	134	-37	-21.6	0	0	134	-37	-21.6	0	0	0
1801	SOMERSET (EDGEWOOD)	358	347	-11	-3.1	2	5	347	-11	-3.1	0	0	0
1811	CONEMAUGH	67	47	-20	-29.9	2	0	47	-20	-29.9	0	2	0
1860	NEW BETHLEHEM	72	75	3	4.2	0	1	75	3	4.2	2	0	1
1932	POINT MARION	122	127	5	4.1	2	2	127	5	4.1	0	0	0
2226	LITTLESTOWN	639	586	-53	-8.3	1	2	586	-53	-8.3	5	0	0
2432	BRADFORD	346	308	-38	-11.0	4	5	308	-38	-11.0	1	5	1
2489	MORRISVILLE (BRIS-PEN)	58	28	-30	-51.7	0	0	28	-30	-51.7	0	0	0
2666	OXFORD	116	99	-17	-14.7	0	1	99	-17	-14.7	1	0	0
3293	LEISENRING (DUNBAR TOWNSHIP)	126	123	-3	-2.4	0	0	123	-3	-2.4	4	0	0
3807	CLARION	410	394	-16	-3.9	1	3	394	-16	-3.9	8	1	3
4205	APOLLO	56	54	-2	-3.6	0	0	54	-2	-3.6	2	0	0
4274	HARRISONVILLE (DUBLIN TOWNSHIP)	88	115	27	30.7	6	0	115	27	30.7	0	5	0
4294	BURNHAM (SEVEN MOUNTAINS)	14	11	-3	-21.4	0	0	11	-3	-21.4	0	0	0
4298	LOCK HAVEN	16	16	0	0.0	0	0	16	0	0.0	0	0	0
4454	SYKESVILLE	330	309	-21	-6.4	6	0	309	-21	-6.4	7	0	0
4528	OCEAN VIEW (SUSSEX COUNTY)	206	0	-206	-100.0	0	0						
PENNSYLVANIA		52	11,681	-704	-6.0	116	50	10,977	-498	-4.3	145	25	9

06/18/2021

Net Gain Auxiliaries

EOM = End of Month

May, 2020 Compared to May, 2021

PENNSYLVANIA		Number of Members EOM May, 2020	Net Gain #	Number of Members EOM May, 2021	Net Gain %
4274	HARRISONVILLE, PA	88	27	115	30.68
493	CONNELLSVILLE, PA	173	19	192	10.98
896	KITTANNING, PA	266	29	295	10.90
606	FORD CITY, PA	165	17	182	10.30
970	WILLIAMSPORT, PA	73	6	79	8.22
74	WILMINGTON, DE	101	6	107	5.94
1188	LATROBE, PA	296	13	309	4.39
1860	NEW BETHLEHEM, PA	72	3	75	4.17
1932	POINT MARION, PA	122	5	127	4.10
540	REYNOLDSVILLE, PA	186	6	192	3.23
805	GREENVILLE, PA	78	2	80	2.56
1299	CARLISLE, PA	835	11	846	1.32
4298	LOCK HAVEN, PA	16	0	16	0.00
314	SCRANTON, PA	18	0	18	0.00
1429	FREEDOM, PA	46	0	46	0.00
76	PITTSBURGH, PA	142	0	142	0.00
110	ALLENTOWN, PA	82	0	82	0.00
812	CLEARFIELD, PA	289	-4	285	1.38-
1468	INDIANA, PA	499	-7	492	1.40-
965	FALLS CREEK, PA	472	-9	463	1.91-
839	KUTZTOWN, PA	199	-4	195	2.01-
699	TARENTUM, PA	196	-4	192	2.04-
455	NEW CASTLE, PA	87	-2	85	2.30-
3293	LEISENRING, PA	126	-3	123	2.38-
313	WARREN, PA	377	-10	367	2.65-
1488	BLAIRSVILLE, PA	234	-7	227	2.99-
1801	SOMERSET, PA	358	-11	347	3.07-
983	BROOKVILLE, PA	312	-10	302	3.21-
4205	APOLLO, PA	56	-2	54	3.57-
3807	CLARION, PA	410	-16	394	3.90-
533	NEW KENSINGTON, PA	218	-11	207	5.05-
1406	HANOVER, PA	782	-43	739	5.50-
4454	SYKESVILLE, PA	330	-21	309	6.36-
1562	GETTYSBURG, PA	796	-51	745	6.41-
1634	VERONA, PA	255	-18	237	7.06-
1231	PUNXSUTAWNEY, PA	400	-29	371	7.25-
1356	BROWNSVILLE, PA	133	-11	122	8.27-
2226	LITTLESTOWN, PA	639	-53	586	8.29-
2432	BRADFORD, PA	346	-38	308	10.98-
1365	AMBRIDGE, PA	77	-9	68	11.69-
284	BETHLEHEM, PA	140	-17	123	12.14-
2666	OXFORD, PA	116	-17	99	14.66-
464	MT. CARMEL, PA	56	-9	47	16.07-
429	MEADVILLE, PA	49	-8	41	16.33-
1106	STROUDSBURG, PA	135	-26	109	19.26-
4294	BURNHAM, PA	14	-3	11	21.43-

Only Clubs Instituted Prior to May 31, 2020 that are not dissolved or revoked are included on this report

06/18/2021

Net Gain Auxiliaries

EOM = End of Month

May, 2020 Compared to May, 2021

		Number of Members		Number of Members	
		EOM May, 2020	Net Gain #	EOM May, 2021	Net Gain %
PENNSYLVANIA					
1758	WAYNESBORO, PA	171	-37	134	21.64-
1811	CONEMAUGH, PA	67	-20	47	29.85-
307	KANE, PA	190	-58	132	30.53-
84	LANCASTER, PA	129	-44	85	34.11-
2489	MORRISVILLE, PA	58	-30	28	51.72-

Net Gain Auxiliaries for PENNSYLVANIA = 12 out of 51

Grand Total Net Gain Auxiliaries = 12 out of 51

Membership Report by State

May 31, 2021

06/18/2021 9:58 am

5/31/2021

6/18/2021

	No. of Aerie/Aux	5/31/2020		5/31/2021		6/18/2021		Re- Enroll	Net		Gain		Count	Net		Gain		Applicants	Re- Applicants
		Count	Count	Count	%	Count	%		Count	Gain	%	Count	Count	Gain	%	Count	Gain		
NEW HAMPSHIRE	4	368	361	-7	-1.9	7	0	0	363	-5	-1.4	1	6	0					
NEW MEXICO	11	2,036	1,636	-400	-19.6	14	26	26	1,654	-382	-18.8	36	19	13					
NEW YORK	19	2,049	1,915	-134	-6.5	20	4	4	1,920	-71	-3.5	16	11	3					
OHIO	164	43,138	42,805	-333	-0.8	379	101	101	42,996	-123	-0.3	984	235	31					
OKLAHOMA	5	496	524	28	5.6	22	1	1	531	35	7.1	12	4	0					
ONTARIO	5	180	150	-30	-16.7	0	0	0	150	-6	-3.3	4	0	0					
OREGON	25	4,800	4,398	-402	-8.4	38	14	14	4,428	-282	-5.9	105	60	14					
PENNSYLVANIA	52	11,681	10,977	-704	-6.0	116	50	50	11,052	-423	-3.6	146	31	7					
TENNESSEE	6	567	596	29	5.1	14	3	3	604	37	6.5	16	17	0					
TEXAS	19	2,255	2,188	-67	-3.0	56	10	10	2,213	-42	-1.9	51	66	8					
UTAH	7	790	751	-39	-4.9	20	3	3	755	-35	-4.4	6	22	1					
VERMONT	9	1,254	1,210	-44	-3.5	11	5	5	1,209	-45	-3.6	12	12	3					
VICTORY	1	1,362	1,406	44	3.2	0	0	0	1,395	33	2.4	0	0	0					
VIRGINIA	20	5,288	5,094	-194	-3.7	41	9	9	5,123	-165	-3.1	104	14	0					
WASHINGTON	70	19,418	17,903	-1,515	-7.8	162	77	77	17,983	-1,435	-7.4	475	166	24					
WEST VIRGINIA	10	1,900	1,896	-4	-0.2	24	7	7	1,899	-1	-0.1	15	22	1					
WISCONSIN	18	2,148	2,070	-78	-3.6	13	6	6	2,070	-67	-3.1	21	0	0					
WYOMING	13	1,848	1,821	-27	-1.5	18	3	3	1,823	-25	-1.4	34	18	2					
Grand Totals:	1,080	209,894	202,426	-7,468	-3.6	2,149	647	647	203,450	-5,288	-2.5	3,971	1,853	229					

	No. of Aerie/Aux	5/31/2020				5/31/2021				6/18/2021			
		Count	Count	Net %		Re- Enroll	Count	Gain	%	Count	Gain	%	Re- Applicants
NEW HAMPSHIRE	4	368	361	-7	-1.9	7	0	363	-5	-1.4	1	6	0
NEW MEXICO	11	2,036	1,636	-400	-19.6	14	26	1,654	-382	-18.8	36	19	13
NEW YORK	19	2,049	1,915	-134	-6.5	20	4	1,920	-71	-3.5	16	11	3
OHIO	164	43,138	42,805	-333	-0.8	379	101	42,996	-123	-0.3	984	235	31
OKLAHOMA	5	496	524	28	5.6	22	1	531	35	7.1	12	4	0
ONTARIO	5	180	150	-30	-16.7	0	0	150	-6	-3.3	4	0	0
OREGON	25	4,800	4,398	-402	-8.4	38	14	4,428	-282	-5.9	105	60	14
PENNSYLVANIA	52	11,681	10,977	-704	-6.0	116	50	11,052	-423	-3.6	146	31	7
TENNESSEE	6	567	596	29	5.1	14	3	604	37	6.5	16	17	0
TEXAS	19	2,255	2,188	-67	-3.0	56	10	2,213	-42	-1.9	51	66	8
UTAH	7	790	751	-39	-4.9	20	3	755	-35	-4.4	6	22	1
VERMONT	9	1,254	1,210	-44	-3.5	11	5	1,209	-45	-3.6	12	12	3
VICTORY	1	1,362	1,406	44	3.2	0	0	1,395	33	2.4	0	0	0
VIRGINIA	20	5,288	5,094	-194	-3.7	41	9	5,123	-165	-3.1	104	14	0
WASHINGTON	70	19,418	17,903	-1,515	-7.8	162	77	17,983	-1,435	-7.4	475	166	24
WEST VIRGINIA	10	1,900	1,896	-4	-0.2	24	7	1,899	-1	-0.1	15	22	1
WISCONSIN	18	2,148	2,070	-78	-3.6	13	6	2,070	-67	-3.1	21	0	0
WYOMING	13	1,848	1,821	-27	-1.5	18	3	1,823	-25	-1.4	34	18	2
Grand Totals:	1,080	209,894	202,426	-7,468	-3.6	2,149	647	203,450	-5,288	-2.5	3,971	1,853	229